

Frost protection thermostat



Schneid GesmbH | Gewerbering 16 | A-8054 | Graz/Pirka | Tel: +43 (316) 285022

Products, data sheets, documentation, MR12-SCHEMA-calculator: www.schneid.at

Frost protection thermostat

Temperature range: -10°C $+15^{\circ}\text{C}$

Order number: 010.08133

Order code: Frostschutzthermostat



Overview:

For monitoring the temperatures of water / air heaters in ventilation and air conditioning systems to avoid frost damage to the cooling registers. Manual or automatic reset versions and setpoint adjustment.

The frost alarm is provided with a 1-pole switch.
Capillary 3 m

Typical applications:

- heating systems
- air conditioners
- ventilation systems
- greenhouses
- industrial halls

Remarks:

Switching function:

If the temperature at the capillary tube falls below the setpoint over a length of 150 mm at 3 m, 300 mm at 6 m, circuit 1-2 is opened and circuit 1-4 is closed due to the switchover function.

Default:

Automatic reset

When the temperature rises, the microswitch is automatically returned to the starting position. If the measuring system is destroyed, i.e. when the expansion fluid escapes, the pressure in the membrane drops and permanently opens the circuit 1-2 and closes the circuit 1-4.

Manual reset

The types with manual reset lock automatically when the temperature drops and can only be unlocked manually after the temperature has increased. If the measuring system is destroyed, i.e. when the expansion fluid escapes, the pressure in the membrane drops and permanently opens the circuit 1-2 and closes the circuit 1-4.

Frost protection thermostat

Switching function:

If the temperature at the capillary tube falls below the setpoint over a length of 150 mm at 3 m, 300 mm at 6 m, circuit 1-2 is opened and circuit 1-4 is closed due to the switchover function.

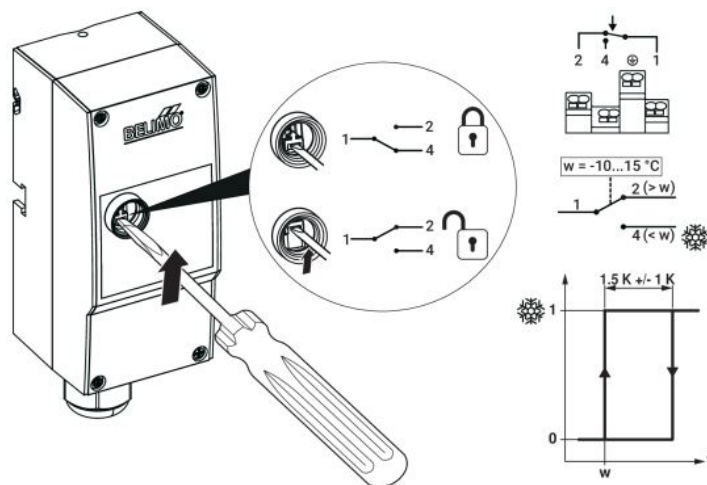
Provision:

Automatic reset

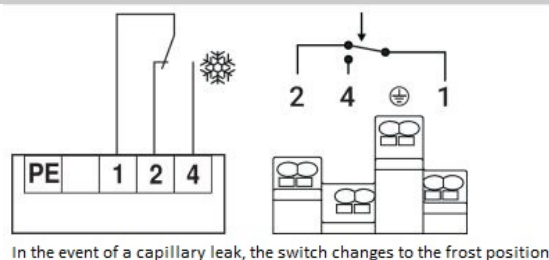
When the temperature rises, the microswitch is automatically returned to the starting position. If the measuring system is destroyed, i.e. when the expansion fluid escapes, the pressure in the membrane drops and permanently opens the circuit 1-2 and closes the circuit 1-4.

Manual reset

The types with manual reset lock automatically when the temperature drops and can only be unlocked manually after the temperature has increased. If the measuring system is destroyed, i.e. when the expansion fluid escapes, the pressure in the membrane drops and permanently opens the circuit 1-2 and closes the circuit 1-4.



Connection diagram:



Safety instructions:

This device is designed for use in stationary heating, ventilation and air conditioning systems and must not be used for applications outside the specified area of application. Unauthorized modifications are prohibited. The device must not be used in combination with other equipment that can injure people, animals or property in the event of a malfunction.

It must be ensured that the power supply is not connected when the device is installed. Do not connect to running devices.

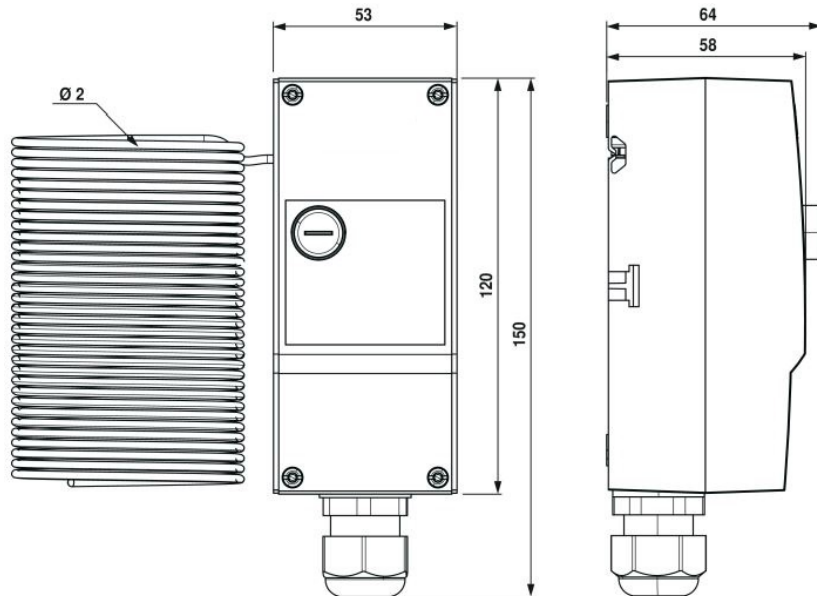
The installation must be carried out by authorized specialist personnel. The legal and official regulations must be observed.

The device contains electrical and electronic components and must not be disposed of as domestic waste. The local and currently valid legislation must be observed.

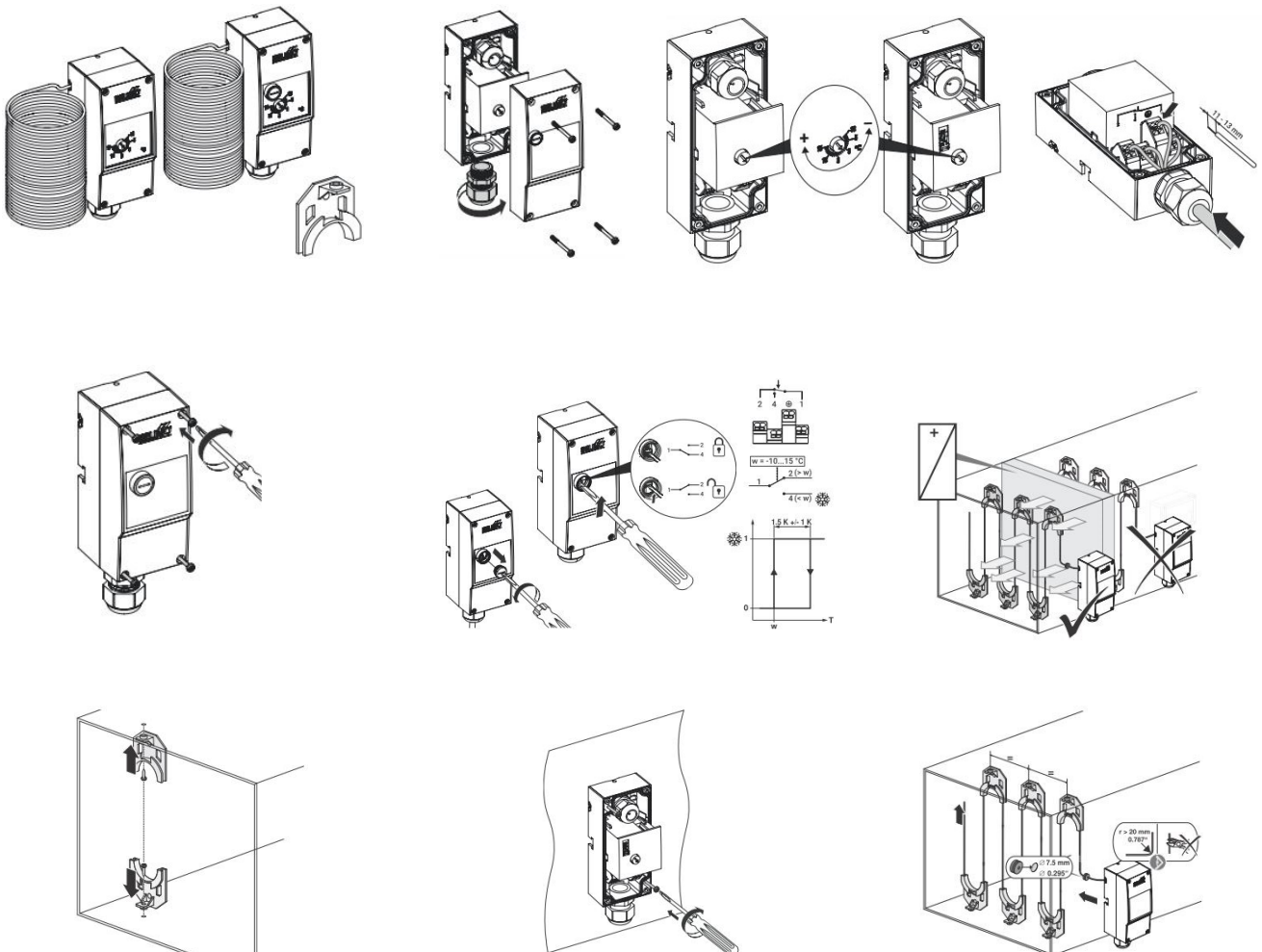
During the installation, testing and troubleshooting of this device, it may be necessary to work with powered components. Therefore, only one specialist may carry out this work. Improper handling can result in serious injury or death in contact with live components.

Frost protection thermostat

Dimensions:



Assembly instruction:



Frost protection thermostat

Scope of delivery:

Frost protection thermostat, 3 m capillary, mounting set with mounting brackets

Technical specifications:

Intrastat Number:	8537.10.91.90
Country of origin	EU/AT
Height, width, depth (in mm)	150x53x64 + capillary 3m
Weight (in kg)	0,24
Electrical connection	Spring clamp max. 2.5 mm ²
Cable entry	Cable gland with strain relief M20x1.5 mm, for cables Ø6 ... 12 mm
Passive temperature output signal	counter
Output signal temperature switch Note	AC 230 V 16 (2.5) A @ switch position 1-2 AC 230 V 2 (0.4) A @ switch position 1-4
Switching security	min. Switching current 100 mA @ AC 24 V
Application	air
Readings	temperature
Measuring range temperature	-10...15°C [15...60°F] Factory setting: 5 ° C [41 ° F]
Setting range temperature	-10...15°C
Switching differential (temperature)	1.5 K (±1 K tolerance)
Passive temperature accuracy	Setting accuracy: ± 2 K
Cable gland	PA6, black
Casing	Lower part: PA (RAL7001, silver gray) Lid: ABS with window (PMMA) Seal: NBR
Capillary	copper
Ambient humidity	Max. 95% r.H., non-condensing
Ambient temperature	-20...80°C [-5...175°F]
Ambient temperature note	Ambient temperature must be +2 K higher than the switching point.
Medium temperature	Up to max. 120 ° C
Storage temperature	-30...80°C
EU conformity	CE marking
Degree of protection IEC / EN	IP65
Quality standard	ISO 9001